





IMPERIAL HERITAGE SCHOOL

SECTOR-102, GURUGRAM

SESSION 2024-25

**HOLIDAY
HOMEWORK
GRADE
IX**

**DON'T LOSE
FOCUS**



"Celebrate the magic of summer vacation, where every day holds the promise of adventure and every moment is a memory in the making."

**Dear Parents
Greetings!**

Summer vacation is a time to escape the confines of the classroom and immerse ourselves in the wonders of the world around us. Whether it's exploring exotic destinations, embarking on outdoor adventures, or simply enjoying the freedom of lazy days spent with friends and family, summer vacation is a cherished time filled with possibilities.

Summer Vacation is the time for the children to explore their multitude interest and indulge in various activities and projects which would lead to their all-round development. We have designed the Holiday Homework in such a way that their creative and hidden talents are surfaced and they will also be able to develop skills like relating, thinking, concluding, inferring etc. With a little creativity and an open mind, the possibilities for a fulfilling summer vacation are endless.

As we reflect on the memories made and the experiences shared during our summer adventures, let us carry the spirit of vacation with us into the new school year. Let us approach each day with a sense of curiosity and wonder, eager to learn and grow from the world around us. And let us never forget the joy and freedom that summer vacation brings, reminding us of the endless opportunities that await us each and every day.

So here's to summer vacation – may it be filled with laughter, adventure, and unforgettable memories that will last a lifetime.

Summer parenting can be both rewarding and challenging, as it often involves balancing work, childcare, and making the most of the season's opportunities for fun and relaxation.

Here are some vital suggestions for navigating summer parenting:

- **Create a Schedule:** While summer is a time for relaxation, having a schedule can help maintain consistency and structure for both you and your children. Include time for activities, chores, meals, and downtime.
- **Plan Engaging Activities:** Keep your children active and engaged with a variety of activities such as outdoor sports, yoga, exercise, arts and crafts, nature walks, swimming, and visits to local parks or museums.
- **Encourage Independence:** Use the summer as an opportunity for your children to develop independence and responsibility. Allow them to make choices, take on age-appropriate tasks, and solve problems on their own.
- **Limit Screen Time:** While it's tempting to let children spend hours on electronic devices, set limits on screen time and encourage other forms of entertainment and learning, such as reading, imaginative play, and outdoor exploration.
- **Maintain Learning:** Incorporating learning activities into your child's routine. This can include reading a book, writing practice in the languages, taking dictation, reading dictionary for new words, practicing math skills etc.
- **Model Self-Care:** Show your children the importance of self-care by prioritizing your own well-being. Make time for relaxation, exercise, meditation, hobbies, and spending quality time with family and friends.
- **Communicate Openly:** Keep the lines of communication open with your children, and encourage them to express their feelings, concerns, and ideas. Listen actively, validate their emotions, and work together to find solutions to any challenges that arise.

Smart tips for Homework Assignments:


- Originality of the work will be appreciated.
- Schedule your time for activities so that there is no piling up for the last moment.
- Read the instructions for each subject carefully.
- Holiday Homework is a part of subject enrichment and will be assessed as per the given parameters.
- A beautiful handwriting makes a good impression. Submit your work neatly.
- Parents are requested to only guide their children while doing their assignments.
- Please maintain the quality of work done.
- Present your assignments creatively

Rubrics to assess Holiday Assignments:

Content	Presentation	Relevance	Creativity	Originality	On-time Submission
---------	--------------	-----------	------------	-------------	--------------------

Let us all feel the summer vibes with a poem written by 'Christina Rossetti' ...

SUMMER EMBRACE



In the golden glow of a sun-kissed day,
Summer arrives in its splendid display.
School doors close, and children cheer,
As vacation whispers, "The time is here!"

No more pencils, no more books,
Just endless days with curious looks.
From sandy shores to mountain peaks,
Adventure awaits, with no time to be meek.

Underneath a cerulean sky so vast,
Memories are made, moments that last.
Splashing in rivers, climbing trees,
Chasing fireflies in the evening breeze.

Ice cream cones and lemonade stands,
Footprints left in soft, warm sands.
Picnics in parks, laughter in the air,
Summer vacation, beyond compare.

From dawn till dusk, and into the night,
The world is ours, an endless delight.
With friends by our side, and dreams in our heart,
Summer's embrace, never to depart.

So, let's dance in the sun, and sing with glee,
For summer vacation sets us free.
In this season of joy, let's make our stand,
Embracing the magic of sun-kissed land.



Happy
holidays

Wishing all of you a very joyful, safe and fun packed summer break.
Happy Holidays!

Best Regards
Ms. Neelu Sharma
Principal

Dear Children,

Vacation has just one letter difference with vocation. Summer vacation is the time when you can be more candid and creative. This is the time when skills, other than intellectual skills, can be nurtured and developed in your soft and evolving brains. Holiday assignments are focused to let the creative and latent talents, skills and desires of the children come to the surface so that they may be identified and satisfied.

So dear children, Get... Set... Go... Enjoy doing the activities and ensure timely completion of the given assignments.



Practical work plays a crucial role in education by promoting deeper understanding, practical skills development, holistic development, and engagement across all subjects. Practical work provides a hands-on approach that allows students to understand theoretical concepts better. It enables students to apply what they have learned in the classroom to real-life situations.

The below mentioned projects are designed to align with the CBSE curriculum framework and guidelines. aiming to provide students with meaningful learning experiences, fostering critical thinking skills, encouraging creativity, and facilitating the application of knowledge in real-world contexts.

Please note: The practical work/projects will be assessed under Internal Assessment as per the specific parameters outlined by the CBSE across different subjects. All homework will be assessed on the following criteria:

- Content
- Presentation
- For any verbal activities- confidence in delivery
- Power point presentations should not exceed 6-8 slides, unless specified.
- All homework is to be done neatly and put into a folder.
- Most important- all homework is to be done by the child, supervised and guided by the parents. Child's work is appreciated.

Wishing you a very enjoyable and fun packed summer break!

ENGLISH

I. LESSON INTEGRATED PROJECT

Topic - The Path to Success: Exploring Determination and Hard Work

Integrated Chapter – The Sound of Music (Beehive)

Objective - To investigate the role of determination and hard work in achieving success and overcoming challenges. Here's a project outline:



Task 1: Cover page

Create a cover page giving relevant details of your project, a quote and a basic introduction of the theme.

Task 2: Research and Exploration

Students have to research any biography/autobiography of a well-known person that illustrates the theme of hard work & determination and present a book review.

Task 3: Personal Reflection and Analysis

Students need to think about their role model who exemplifies determination and hard work. They will share insights into their role model's journey, challenges faced, and lessons learned in the form of a speech.

Task 4: Creative Expression

Students will set short-term and long-term goals related to academic, personal, or extracurricular pursuits. Students need to identify specific actions they will take to work towards their goals and create a flowchart depicting the same.

Task 5: Artistic Representation

Students need to research on famous personalities who have demonstrated hard work and reached to the pinnacle of success. They have to create artwork that visually represents the theme of hard work and determination. They can use various mediums such as drawing, painting, collage, or digital art to convey their interpretation of hard work.

Note:

1. Make a file of your choice with A4 size sheets only.
2. Sheets can be colourful or plain.
3. Presentation should be neat.
4. Project must showcase your creativity.
5. Plagiarism of any kind will not be accepted.

Suggested Reading:

1. "Who Was Helen Keller?" by Gare Thompson
[PDF Version](#)
2. "I Am Malala: How One Girl Stood Up for Education and Changed the World" by Malala Yousafzai and Patricia McCormick
[PDF Version](#)
3. "Wings of Fire" by APJ Abdul Kalam
[PDF Version](#)
4. "The Man Who Knew Infinity: A Life of the Genius Ramanujan" by Robert Kanigel
[PDF Version](#)
5. "Playing it My Way" by Sachin Tendulkar
[PDF Version](#)
6. Unbreakable: An Autobiography by Mary Kom
[PDF Version](#)
7. The Autobiography of Benjamin Franklin by Benjamin Franklin
[PDF Version](#)

II. STATE PAIRING: ART INTEGRATED PROJECT

Topic - Exploring Haryana and Manipur: A Cultural Itinerary

Objective - To create a comprehensive itinerary for a trip to Haryana and Manipur, highlighting key attractions, activities, and cultural experiences in each region using Canva or PPT. Here's a project outline:

Task 1: The class will be divided into groups, assigning each group either Haryana or Manipur as their focus.

Task 2: Day-wise Itinerary:

Each group will create a day-wise itinerary for a trip to their assigned state, spanning a duration of 3-5 days. Include details such as:

- Day-wise schedule: Outline activities, sightseeing, and experiences for each day of the trip.
- Transportation: Specify modes of transportation (e.g., trains, buses, taxis) between destinations within the region.
- Accommodation: Recommend hotels, guesthouses, or homestays for overnight stays, considering budget, location, and amenities.
- Dining options: Highlight local cuisine and recommend restaurants or eateries for meals throughout the day.
- Cultural experiences: Include opportunities for cultural immersion, such as attending traditional performances, participating in local festivals, or interacting with local communities.
- Budgeting considerations for the trip, including transportation costs, accommodation expenses, entrance fees for attractions, and meal budgets.

Task 3: They can use presentation software to design their itinerary, incorporating text, images, maps, photographs and graphics.

Task 4: Students will share the ppt or Canva link via mail to payal@imperialheritageschool.com

III. Cover page: English Portfolio


Make an artistic cover page for your English Portfolio.

IV. Words & Expressions Workbook – I

Complete all the exercises - Units 1 to 6 in the Words and Expressions Workbook – I prescribed in the CBSE curriculum.

HINDI

1. दिए गए चित्र का वर्णन (A4 साइज़ शीट) पर कीजिए।



1. चुनाव २०२४ - २०२५ को लेकर दो मतदाताओं के बीच हुई बातचीत को (A4 साइज़ पर) संवाद के रूप में लिखिए।
2. पर्वतारोही बचेंद्री पाल के चित्र सहित (A4 साइज़ शीट पर) एक अनुच्छेद लिखिए।
3. अनुशासन का महत्व बताते हुए (A4 साइज़ शीट पर) छोटे भाई को पत्र लिखिए।
4. प्रेमचंद द्वारा रचित उपन्यास कफ़न पढ़कर समाज में उस समय की नारी की स्थिति के बारे में लिखिए।

MATH

General Guidelines for Students:

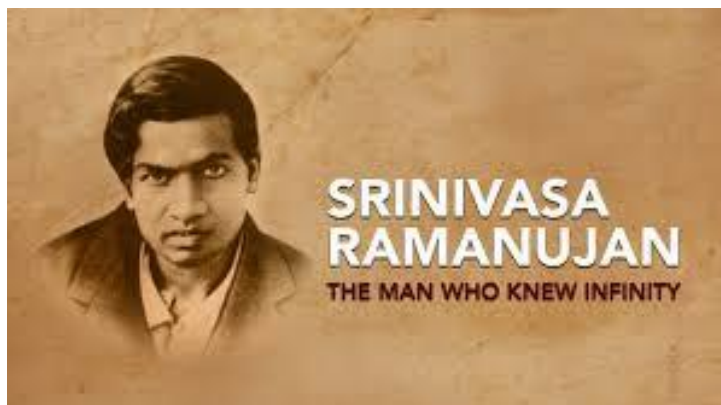
1. Your project needs to have a cover page, introduction, content and conclusion.
2. Clearly mention parts/ sections of your summer holiday homework.
3. Do proper online survey, wherever required.

(PART A)

- a) Draw a pie chart for 4 Major parties of Manipur who participated in the Legislative assembly elections in 2022 and won maximum number of seats. (Note: You can research on internet for the required data)



- b) Design a cover page for you Math Portfolio.
- c) Write the biography of Mathematician Srinivasa Ramanujan and explain his contribution in the field of numbers.



(PART B)

Write the following Math activities in your Practical file.

1. To make a square root spiral by paper folding method.
2. To verify experimentally the identity $a^3 - b^3 = (a-b)(a^2 + ab + b^2)$
3. To verify experimentally that the sum of the length of any two sides of a triangle is always greater than the length of third side.
4. To verify experimentally that angle formed in the same segment of a circle are equal.

(PART C)

1. Prepare a mind map on number system on **A4 size sheet**
2. NCERT : Do all examples of Ch 1, 2 and 10
3. NCERT Exemplar and reference books : Do 5 questions daily from NCERT exemplar on above topics.

Where to do: In practice notebook

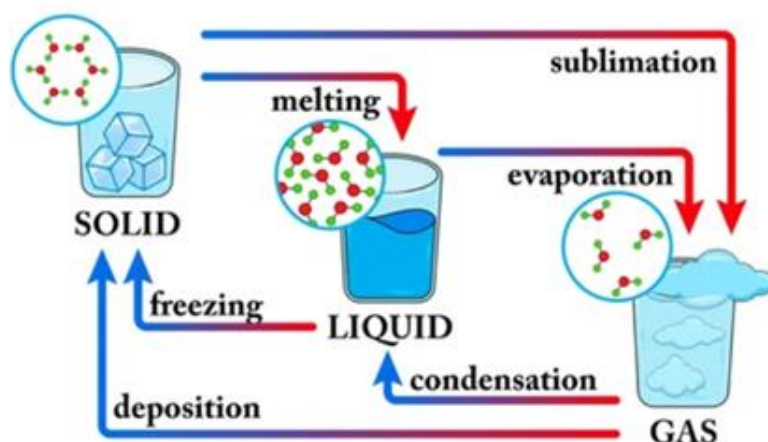
PHYSICS

1. Draw a well labeled diagram of human ear on an A3 size sheet.
2. Newton further studied Galileos ideas on force and motion and presented three fundamental laws that govern the motion of object are known as Newton's laws of motion.
Explain Newton's three Laws of Motion giving some examples of each law. Do in Physics note book.
3. Design an attractive portfolio cover page on an A4 size sheet for Science Portfolio.



CHEMISTRY

Scientific thinking holds paramount importance in various aspects of life, driving progress, understanding, and problem-solving across disciplines. It fuels innovation and technological advancement. It also encourages experimentation, hypothesis testing, and creativity, leading to the development of new ideas, products, and technologies that benefit society.



1. Read about at least five scientists and their contribution in chemistry and write a paragraph about each scientist.
2. Compare the characteristics of three states of matter with the help of pictures/diagrams (inter particle force, rigidity, compressibility, space, fluidity of three states of matter)
3. **ACTIVITY-** To dissolve the following substances in water:
 - a) Tea bag
 - b) Food colour
 - c) Red ink
 - d) Honey
 - e) Glycerine
 - i. Record observations during the performance of activity and note the different diffusion rates of these substances in water.
 - ii. How do the observations change in hot water?

Note- Use A4 size sheets.

BIOLOGY


Activity 1

This activity is based on Chapter: Natural Resources. This activity will be incorporated in the portfolio and marked as per the directives received from CBSE. In this activity, we wish you to make a detailed report on the topics as per the roll numbers mentioned below on ruled A4 sheets:

Air and its Pollution (Roll No. 1-7):

Topics to be covered:

- Composition of Atmosphere
- Functions and Role of Atmosphere in Climate Control
- Air Movements
- Rain and Cloud Formation
- Pattern of Rainfall in India
- Sources of Air Pollution
- Harmful effects of Air Pollution
- Prevention and Control of Air Pollution.



Water and its pollution (Roll no. 8-15):

Topics to be covered:

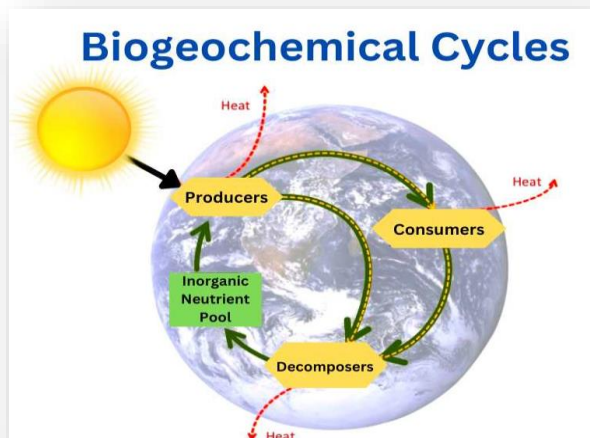
- Significance of Water
- Sources of Water
- Groundwater
- Rainwater Harvesting
- Conservation and Management of Water Resources
- Water Pollutants and Sources of Water Pollutants
- Control and Prevention of Water Pollution



Biogeochemical Cycles (Roll no. 16 onwards):

Topics to be covered:

- Biogeochemical Cycles
- Aspects of Nutrient Cycles
- Hydrological Cycle
- Nitrogen Cycle
- Carbon Cycle
- Oxygen Cycle.



Note:

- Make a file of your choice with A4 size sheets only (sheets can be colourful or plain).
- Use illustrative pictures (printout or drawing) and data where ever necessary to make the project informative.
- Apart from the above-mentioned content, project should include the following:
 - Cover page
 - Acknowledgments (Thanksgiving to those who helped you in understanding the concept of the project).
 - Bibliography (all the sources of information where you gathered the information from; examples: books, internet links etc.)

Activity 2

Make well labelled diagrams of the following on A4 size sheets:

- Plant and Animal cells
- Mitosis and Meiosis

SOCIAL SCIENCE



DISASTER MANAGEMENT

(Compulsory Project) Disaster management

Dear Students

You have to prepare a compulsory project on the disaster management. Make a file of your choice with A4 size sheets only. Sheets can be colorful or plain. Presentation should be good. You are recommended to paste pictures related to the topic or you can draw also.

The project should include the following:

***Cover page (Name, Class/Sec,)**

1. **Acknowledgments** (*Thanksgiving to those who helped you in understanding the concept of the project*).
2. **Index**
3. **What is Disaster management?**
4. **Types of Disasters** (*2 types with further division and their meanings*)
5. **Take up any one disaster (of your choice)**
 - i. Write about it.
 - ii. Implementation ideas (How the government is working about it?)
 - iii. Mitigation (steps to reduce it)
 - iv. Preparedness (How can we be ready to face it? What should be done in case that disaster happens?)
 - v. Conclusion (your views)
 - vi. Bibliography (all the sources of information where you gathered the information from?
example: books, internet links etc.)

Note: - Certificate (will be provided)

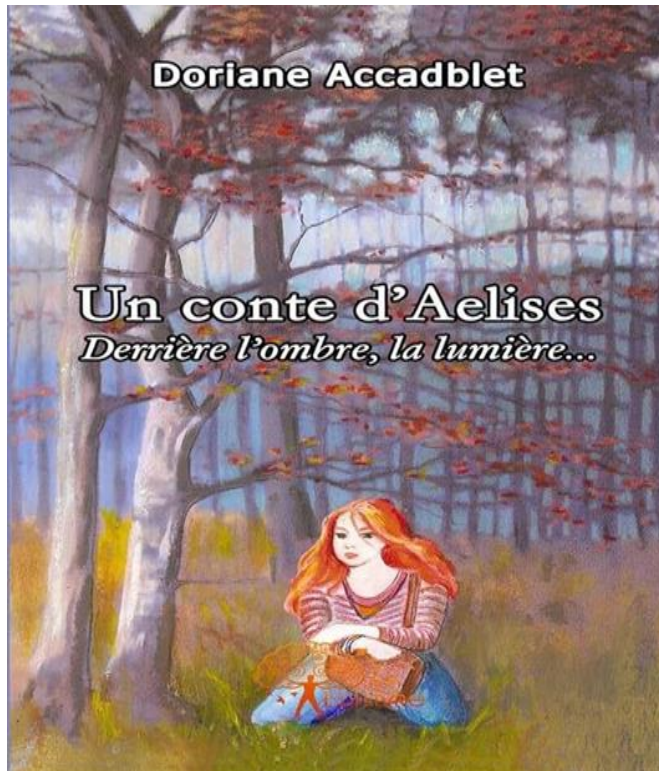
The distribution of marks over different rubrics relating to Project Work is as follows:

S.No	Aspects	Marks
a	Content accuracy, originality and collaborative skills	2
b	Competencies exhibited and Presentation	2
c	Viva	1

FRENCH

On an A-3 size sheet prepare an article on any one of the following topics:

- Un conte avec des images
- Votre journée typique
- Décrivez votre famille



- Complétez la leçon-1 et 2 dans le cahier d'exercices.
- Révisez adjectifs possessifs, adjectifs démonstratifs, prépositions, les verbes pronominaux.
- Écrivez une lettre à votre ami et décrivez comment vous passez vos vacances à la maison? (Write a letter to your friend describing how did you spend your vacation at home)

ARTIFICIAL INTELLIGENCE

I- Creating Shy Panda AI Model

Students to record the video showing the working of the model and also explain the concept of Machine Learning.

In this project you will make a dancing panda. It'll be a shy panda, that will get embarrassed and stop dancing if it sees you looking in through the window. You'll train it so that if you cover your eyes, it'll recognise that you're not looking and keep dancing.

Guidelines for the project:

- For details refer to the PDF document attached on MS Teams.
- Projects to be submitted on MS Teams.

Assessment Rubrics: Project will be assessed on the following criteria;

- Proper working of Project
- Explanation of the video
- Concept Clarity



II- Cover page: AI Practical File

Make an artistic cover page for your AI Practical File. Refer to this sample :

***Please note:** The cover page should include your **Name** and **Class**. Also it should fit on your Practical File.

