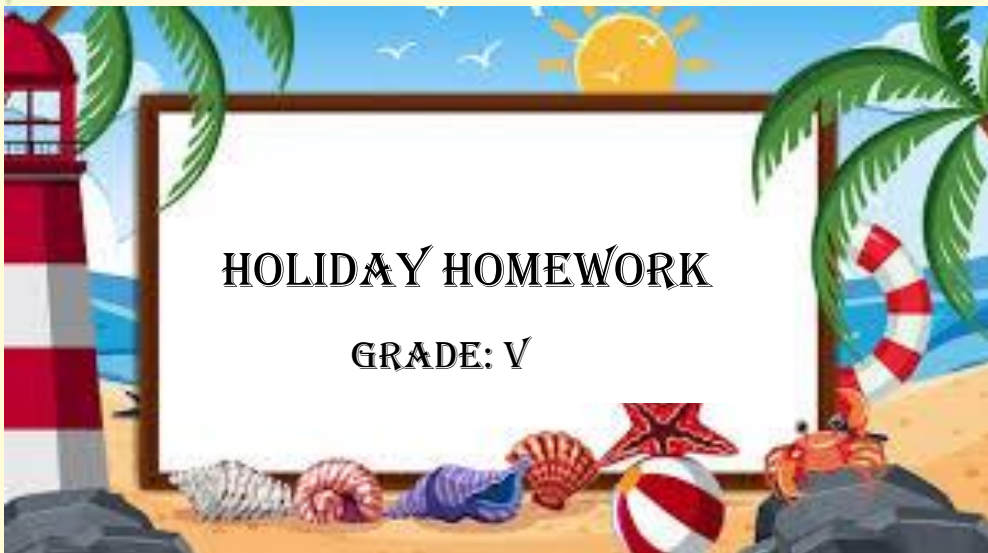




INSPIRE • INNOVATE • SUCCEED

IMPERIAL HERITAGE SCHOOL

SECTOR-102, GURUGRAM



HOLIDAY HOMEWORK

GRADE: V



Dear Parents,

Summer Vacation is a time for the children to enjoy and relax. These days are precious and can be made most from if judiciously used. We should always remind ourselves that children will not remember us for the gifts we shower upon them but will always cherish the time we spent with them. It's time to nurture young minds, inculcate moral values, and narrate family anecdotes to keep them in touch with their roots.

A few tips to make the vacation a fruitful time for your child.

- ❖ Encourage your child to take up yoga or any other form of healthy activity during the vacation. Involve children in household chores.
- ❖ Create a summer diary- Encourage your child to keep a summer diary, paste photographs of special days, and write about them.
- ❖ Enjoy walking with them in parks and appreciate nature.

General Instructions:-

- ❖ Present your work in an attractive folder with your name and class written at the top.
- ❖ We are not expecting a work of art completed by parents, just help your ward and encourage him/ her to do the task themselves.
- ❖ All the work should be hand-written.
- ❖ Original drawings/illustrations and creative use of material will be appreciated.
- ❖ Original work by the child shall be acknowledged.
- ❖ The school will re-open on 1st July.
- ❖ Submit your H.W. on 5th July

The work will be evaluated for all the subjects on the following parameters.

- ❖ Idea and content
- ❖ Presentation
- ❖ Ability to answer the questions
- ❖ Innovativeness
- ❖ Creativity

The theme for the Holiday Homework is **NATURAL DISASTERS.**

Be safe, stay hydrated, and enjoy the holidays.

Best Regards,

Ms. Neelu Sharma
Principal

THEME- NATURAL DISASTERS



The forces of nature cause natural disasters and they are disastrous. Often natural disasters leave death and destruction in their wake and may result in loss of life, injury, and property damage. People who are caught in them are left with injuries, destroyed homes, and missing loved ones.

There are many types of natural disasters including avalanches, droughts, earthquakes, floodings, hurricanes, tornadoes, tsunamis, volcanic eruptions, and wildfires.

Through the carefully crafted homework, you can research and present information on different natural disasters through various mediums and activities.

ENGLISH:

ACTIVITY 1

My Picture That Says a Thousand Words (Roll Numbers 1- 15)

Imagine that you have to describe a kind of weather that causes a natural disaster to someone who has never experienced it before—for example, a snowstorm to someone who lives on the equator. You can list some phrase-starters such as the following: It looks like.... It sounds like.... It makes you think of.... It makes you feel.... Then 'paint a picture' with words, so that your picture 'says a thousand words'.

Material required:

- One A 3 sheet
- Colours

Instructions:

- Divide the sheet into two parts.
- Write about the weather on one part and the disaster and draw the picture on the other half.
- Write the title on the top and your name and class below.

NATURAL DISASTERS & EXTREME WEATHER



Raindrop Traversing Through (Roll Numbers 16- 31)

Imagine that you are a raindrop who's making a long journey from the clouds to the earth below. Write a story about your adventures. Where do you first land? What happens to you? Where do you finally end up? Use strong verbs and adjectives to describe what you see, hear, feel, and experience.

Material Required:

- One A 3 sheet
- Paints
- Ribbon/ Thread

Instructions:

- You have to write a self-composed story in 500- 600 words. It should not be copied from the internet.
- Divide the page into two parts. Make the illustration on the top and write the story below.
- Write the title on the top and your name and class below.



ACTIVITY 2 (all students)

Healing the Hills

Make a pamphlet on the *Sahyadri* Mountains or the *Western Ghats* giving details about the beauty. Also, write about what is hurting the Ghats and what can be the effect of this hurt.

Material Required:

- One A 3 sheet
- Colours



Instructions:

- Make a tri-fold of the given sheet.
- Write the information on both sides of the sheet.
- There should be at least one illustration of the Sahyadri Mountains.

ACTIVITY 3 (all students)**Poem recitation**

Learn the poem- *Awareness about our Environment* (Coursebook- page 77).

Material Required:

- One A 3 sheet
- Colours

Instructions:

- Students will have to learn the poem and present it with a prop.
- This will be a graded assignment and students will be marked on the following parameters:
 - Presentation of prop
 - Clear articulation of words
 - Modulation of voice
 - Recitation of the complete poem

Suggested Reading List:**Stories in Familiar Settings**

- The Ranthambore Adventure by Deepak Dalal
- The Andamans Adventure. Barren Island, by Deepak Dalal and other Vikramaditya adventures (available at the school library)

Biographies

- Rani Lakshmi Bai – Puffin Lives (a new batch of Puffin Lives are now in the school library)
- My Life. An Illustrated Biography – APJ Abdul Kalam
- I Can – Stories of how children are changing the world by Devika Rangachari

Suspense Stories

- Danny The Champion of the World-Roald Dahl
- Nancy Drew Series
- Hardy Boys Series

Books by Significant Authors

- The Adventures of Tom Sawyer by Mark Twain
- Harry Potter and the Philosopher's Stone by JK Rowling
- Books by R K Narayan

HINDI:



भारत में प्राकृतिक आपदा, उनमें से कई भारत की जलवायु से संबंधित हैं, जिससे जान-माल का भारी नुकसान होता है। सूखा, चक्रवात, हिमस्खलन, मूसलाधार बारिश के कारण हुए भूस्खलन और बर्फीले तूफान सबसे बड़ा खतरा हैं। प्राकृतिक आपदा एक अप्रत्याशित घटना है जो समाज को नुकसान पहुँचाती है। उनमें से कुछ हैं भूकंप, चक्रवात, बाढ़, सुनामी, भूस्खलन, ज्वालामुखी विस्फोट और हिमस्खलन। 26 जनवरी 2001 को आया गुजरात भूकंप प्राकृतिक आपदा का एक उदाहरण है। प्राकृतिक आपदाओं के मुख्य कारण टेक्टोनिक बदलाव, वनों की कटाई, मिट्टी का कटाव, वायु दबाव, समुद्री धाराएँ, प्रदूषण, ग्लोबल वार्मिंग, भूकंपीय लहरें आदि हैं। कृषि पद्धतियाँ, खनन, वनों की कटाई, आदि भूस्खलन का कारण बन सकते हैं।

1. प्राकृतिक आपदा को दर्शाते हुए A4 Size Sheet पर अनुच्छेद लिखिए।
2. प्राकृतिक आपदा से बचने के लिए हम कैसे तैयार हो सकते हैं? उपाय सोचकर अपने शब्दों में लिखें।
3. मणिपुर में हुई प्राकृतिक आपदा में से किसी एक को A4 Size Sheet पर चित्र सहित दर्शाते हुए बताइए कि वह कब, कहाँ, कैसे हुई?

MATHEMATICS:

ACTIVITY 1:

Make a list of cyclones that have hit India in the last 10 years (2013 to 2023). Collect the data about damage to property during those events and represent it in the form of a pictograph on an A4 size sheet.

ACTIVITY 2:

What is the largest earthquake ever recorded in India? List down a few earthquakes which were more than 6 on the Richter scale, along with the day and time they happened. Present your answer in the form of a bar graph on an A4 sheet.

ACTIVITY 3:

In 2016 an earthquake occurred in Manipur. Collect the following data about it.

- How many people were injured?
- How many people lost their homes?
- A school starts a donation drive to help the people voluntarily. They want to send a total amount of Rs. 100000. What should be the contribution of each student? The school has 625 students. Present your answer on an A3 sheet along with some pictures about rescue operations held after it.

Make a practice notebook and solve 25 sums daily.



SCIENCE:

ACTIVITY 1:

Volcano in Manipur-

In 2013, a mud volcano erupted at the New Tusom village in Ukhrul close to the Indo-Myanmar border due to the shifting of tectonic plates.

Write a short note about the causes and effects of this mud volcano along with its images.

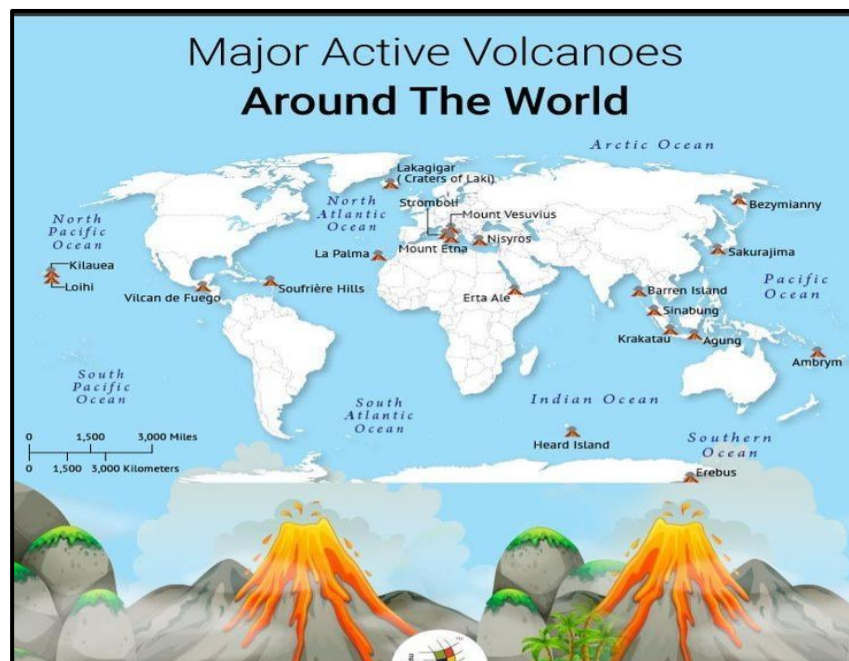
ACTIVITY 2:

Make a **working model of a volcano** using newspaper, cardboard, baking soda, liquid soap, etc.

A few links are shared here for your reference

https://youtu.be/L7rU_zlhpbl?si=r4vMshPDz82yANy1

<https://youtu.be/rLOPdJdpKw8?si=NwWoCsWwODRxFBsU>



ACTIVITY 3:

Make an awareness **poster** depicting the do's and don'ts during or after a volcanic eruption.

SOCIAL STUDIES:

ACTIVITY 1:

Why do cyclones occur? Present your findings through a poster on an A3 sheet.

ACTIVITY 2:

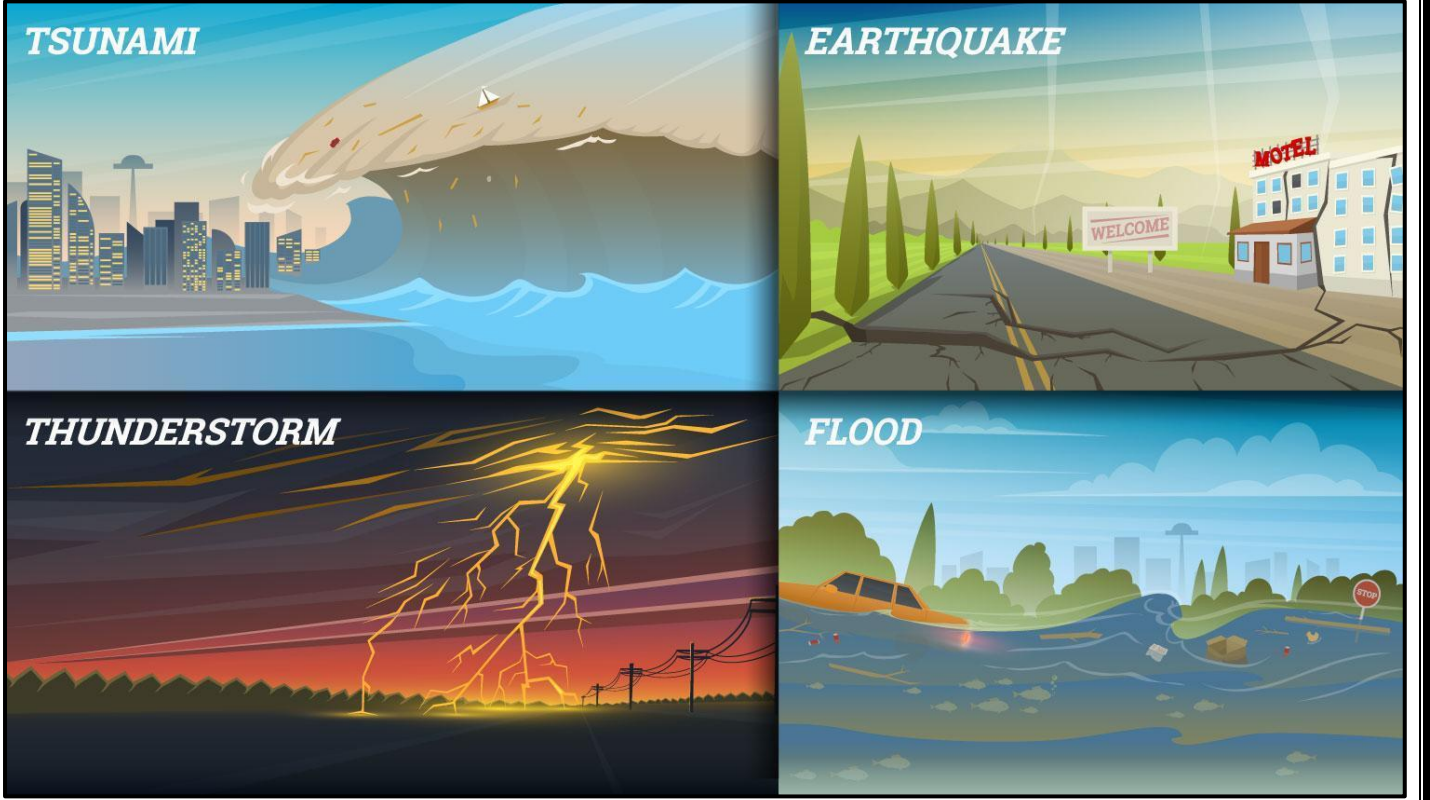
Draw or paste a map of India on a white A4 size sheet depicting different seismic zones of India. Use different colours to shade different zones. Locate Manipur in its seismic zone.

ACTIVITY 3:

Make a 3D model of drought and flood depicting contrast between the two major disaster events. (Both the events are to be displayed in one model only)



FRENCH:



ACTIVITY 1:

Make a poster on an A3 sheet showing natural and man-made disasters in India and France.

ACTIVITY 2

Préparer une affiche (chart) sur la culture française (la mode, cuisine, les vins, les fromages etc.)

- Learn and revise the French greetings from Lesson 1.
- Make a pictorial dictionary of French greetings from Lesson-1.

SANSKRIT:

- 1) प्राकृतिक आपदा भूकंप पर अनुच्छेद संस्कृत में चित्र सहित A3 साइज शीट पर लिखिए।
- 2) कोई भी संस्कृत कथा चित्र सहित चार्ट पर दर्शाए।
- 3) संस्कृत में शरीर के अंगों के नाम चित्र सहित अपनी संस्कृत के उत्तर पुस्तिका में लिखिए।



ICT

Create a Scratch project that explains the Natural Disasters and inspire users to understand the interconnectedness of humanity and environment. Students can use online pictures and multimedia. Students are required to upload it on teams in .sb3 format

