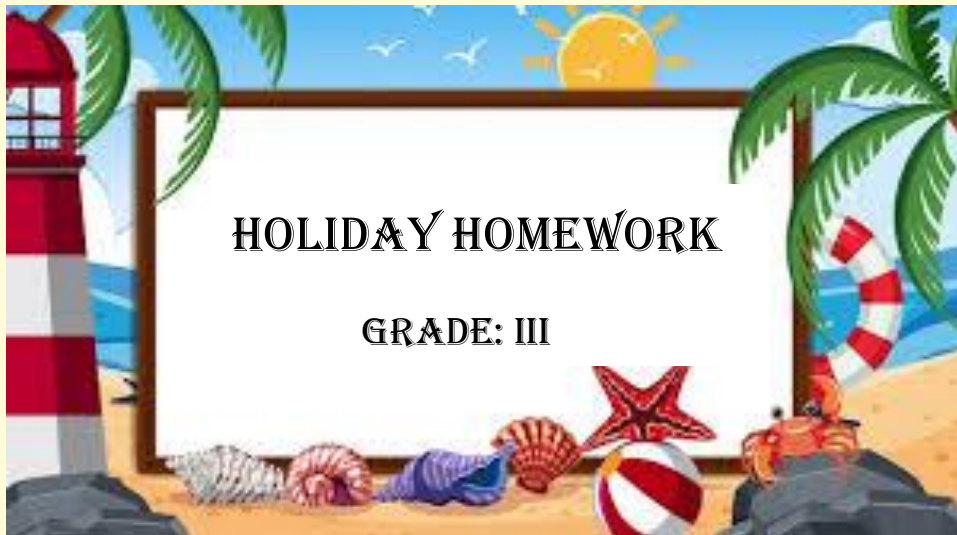




INSPIRE • INNOVATE • SUCCEED

IMPERIAL HERITAGE SCHOOL

SECTOR-102, GURUGRAM



Dear Parents,

Summer Vacation is a time for the children to enjoy and relax. These days are precious and can be made most from if judiciously used. We should always remind ourselves that children will not remember us for the gifts we shower upon them but will always cherish the time we spent with them. It's time to nurture young minds, inculcate moral values, and narrate family anecdotes to keep them in touch with their roots.

A few tips to make the vacation a fruitful time for your child.

- ❖ Encourage your child to take up yoga or any other form of healthy activity during the vacation. Involve children in household chores.
- ❖ Create a summer diary- Encourage your child to keep a summer diary, paste photographs of special days, and write about them.
- ❖ Enjoy walking with them in parks and appreciate nature.

Make two practice notebooks- one for English and Hindi writing and the other for Math sums. Practice both daily and bring them to school along with your Holiday Homework.

- ❖ Present your work in an attractive folder with your name and class written at the top.
- ❖ We are not expecting a work of art completed by parents, just help your ward and encourage him/her to do the task themselves.
- ❖ All the work should be hand-written.
- ❖ Original drawings/illustrations and creative use of material will be appreciated.
- ❖ Original work by the child shall be acknowledged.
- ❖ The school will re-open on 1st July.
- ❖ Submit your H.W. on 5th July

The work will be evaluated for all the subjects on the following parameters.

- ❖ Idea and content
- ❖ Presentation
- ❖ Ability to answer the questions
- ❖ Innovativeness
- ❖ Creativity

The theme for the Holiday Homework is **FASCINATING FESTIVAL FIESTA.**

Be safe, stay hydrated, and enjoy the holidays.

Best Regards,




Ms. Neelu Sharma
Principal

LITERACY

Task 1: Festive Flavors with Grandma's Touch

Choose your favorite festival, make a small video with your grandparents asking them about an old recipe prepared during that festival and click pictures also. Then write down the procedure and ingredients used in that recipe. Finally segregate those ingredients according to different types of nouns (for eg. common, proper and collective noun).

Name of the Recipe

Ingredients used	Common noun	Proper noun	Collective noun
Salt	 Salt		
Amul Milk		 Amul Milk	
Ghee		 Amul Milk powder	

Instructions:

1. Upload the video on Teams for your English teacher.
2. Paste the pictures with your grandparents while preparing that dish on an A4 sheet and write a few lines about your feelings while preparing that dish.
3. On another A4 sheet draw the table given above and write the names of the different ingredients used. Write them in the correct column.
4. You can draw pictures also if you want.
5. Use the third A4 sheet and write the procedure for making the dish. Make it as creative as you can.

Task 2: My Festive Vocabulary Jar

In this exciting activity, you'll embark on a journey to explore all the enchanting words connected to festive seasons and celebrations. Your task is to write down these words on a piece of paper, making sure to jot down their meanings on the back. Once you've gathered a collection of these vibrant words, it's time to get crafty! Create your very own jar, decorated with festive colors and patterns. Then, place each word slip into your personalized jar, creating a treasure trove of festive vocabulary. Let your imagination soar as you delve into the richness of language and the joy of celebrations!

Examples: jubilant , festivity , communal, revelry, ceremonial, parade, tradition, costume.



Instructions:

1. Take a jar and decorate it with decorative items.
2. Label it as My Festive Vocabulary Jar.
3. Put chits in it and learn those words with meanings.

Task 3: Rhythms of joy

Let's dive into the colorful world of Manipur and discover one of its famous festivals! Find out all about it, from the traditions to the excitement it brings. Once you've got the scoop, let your imagination run wild and write a poem about the festival. Use your own words to capture its magic and share with us what makes it special to you. Get creative and have fun!

Instructions:

1. Write the poem on an A4 sheet.
2. Draw or paste pictures related to that festival to make it more creative.



Learn the poem and make a prop related to your poem as there will be a poem recitation competition when you come back to school.

SUGGESTED READING LIST

1. Tales of Panchtantra
2. Chicken Sunday. by Polacco, Patricia. ...
3. The Littles. by Peterson, John Lawrence. ...
4. Pippi Longstocking. by Lindgren, Astrid. ...
5. Catwings. by Le Guin, Ursula K. ...
6. Muggie Maggie. by Cleary, Beverly. ...
7. The Chocolate Touch. by Catling, Patrick Skene. ...
8. A Bear Called Paddington. by Bond, Michael. ...
9. The Chalk Box Kid.

ENVIRONMENTAL STUDIES

Task -1



Manipur is a mosaic of ancient traditions and rich cultural patterns. In the field of art and culture, the state is best represented by its classical and folk dance forms.

Imagine you live in Manipur, make a creative Invitation Card for your friend who lives in some other state. Inviting him/her to one of the festivals celebrated in Manipur. Mention the important information given below-

1. Name of that part of Manipur where it is celebrated.
2. Name of the Tribe that celebrates it.
3. The Sumptuous Cuisine there.
4. Their Traditional Dresses.
5. How it is celebrated.

The Invitation should be creative and decorated nicely.

Task -2

Design a festival-themed bookmark with a message about the importance of reading and learning.



Task -3

My handbook on harvest festivals.

Make a handbook on the harvest festivals of India in 4 pages. Page-wise description of elements to be included on each page is given below.


Front Cover page Title of the handbook along with its related pictures	Page 1 Names and pictures of any four harvesting festivals of India	Page 2 Name and picture of one harvest festival of two states	Page 3 Brochure page on any one harvest festival of India including aspects such as dress, food, place where they celebrate, purpose of celebration etc.	Page 4 Handmade thank you card made by using grains like wheat, corn etc. for the farmers of India.	Back Cover page Photo Signature
---	--	--	---	--	---------------------------------------

MATHEMATICS

Task-1

Choose any lucky number and represent that number on the kite in the manner given below:

Use a colourful pastel sheet to make a big cut out of your name's first letter, as shown in the picture, choose any two digit number and represent it on the kite made by you earlier as per the example given below.



Instructions:

1. Make a kite with colourful A3 sheet
2. Make 4 bows.
 - On the first bow write your lucky number. On the second bow, write the number name.
 - On the third bow write the number which is 10 more.
 - On the fourth bow write the number which is 100 more.
3. Decorate your kite with decorative items to make it more presentable.

TASK 2

Prepare a wish list of items you would want to buy to celebrate your favourite festival. Find out the price of these items from sources like internet, nearby stores etc. arrange the list in ascending order of their price on a chart paper. Also, paste the fake currency notes/ coins indicating the price of each item. You may decorate your chart by drawing pictures of listed items or related to festival.

TASK 3

Prepare a **table calendar of 2024** depicting the dates and months of different festivals celebrated in different countries listed below.

How to make the calendar

1. The calendar should contain **12 leaves (sheets)** (one for each month).
2. Use **red colour** to mark the holidays and festivals.
3. Cover half the sheet with month calendar and use the other half for pasting attractive pictures depicting the festival celebrated in that month.
4. You can also use the old table calendar as a base.
5. You can take the help of the internet.

S. No.	Date & Month	Country	Festival
1.	January 13	India	Lohri
2.	February	Brazil	Rio Carnival
3.	March 13	Nepal	Fagun Purnima
4.	April 4	China	Qingming Festival
5.	May 30	China	Dragon Boat Festival
6.	June 25	Pakistan	Eid ul Fitr
7.	July	Canada	Montreal International Jazz Festival
8.	August 30	Spain	La Tomatina
9.	September	India	Navratri
10.	October 19	India	Diwali
11.	November 4	India	Gurupurab
12.	December 25	Canada	Christmas

HINDI

- भारत देश में मनाए जाने वाले धार्मिक, राष्ट्रीय और कृषि संबंधित त्योहारों से कोलाज बनाइए।
- त्योहारों पर आपकी मम्मी आपके मनपसंद व्यंजन बनाती है। उन्हें याद करते हुए गर्मी की छुट्टियों में मम्मी के साथ उन्हें बनाइए। बनाने की सम्पूर्ण विधि A4 साईज शीट पर लिखिए और बनाते हुए मम्मी के साथ तीन फोटो और बनने के बाद स्वादिष्ट पकवान के फोटो लीजिए और A4 साईज शीट पर चिपकाइए।
- नानी और दादी के पास कहानियों का पिटारा होता है। उनके साथ समय व्यतीत कीजिए। वे हररोज आपको जादू की दुनिया में ले जाएगी। दादी और नानी से किसी भी त्योहार से संबंधित कहानी सुनिए और A4 साईज शीट पर अपने शब्दों में लिखिए। कहानी से संबंधित चित्र बना कर A4 साईज शीट सजाइए।

ICT

Create a poster using paint 3D related to any one festival. Students can use online images and write any quotation related to it. Students are required to upload it on Microsoft Teams.

