



IMPERIAL HERITAGE SCHOOL

SECTOR-102, GURUGRAM

SESSION 2024-25

**HOLIDAY
HOMEWORK
GRADE
X**

**DON'T LOSE
FOCUS**



"Celebrate the magic of summer vacation, where every day holds the promise of adventure and every moment is a memory in the making."

**Dear Parents
Greetings!**

Summer vacation is a time to escape the confines of the classroom and immerse ourselves in the wonders of the world around us. Whether it's exploring exotic destinations, embarking on outdoor adventures, or simply enjoying the freedom of lazy days spent with friends and family, summer vacation is a cherished time filled with possibilities.

Summer Vacation is the time for the children to explore their multitude interest and indulge in various activities and projects which would lead to their all-round development. We have designed the Holiday Homework in such a way that their creative and hidden talents are surfaced and they will also be able to develop skills like relating, thinking, concluding, inferring etc. With a little creativity and an open mind, the possibilities for a fulfilling summer vacation are endless.

As we reflect on the memories made and the experiences shared during our summer adventures, let us carry the spirit of vacation with us into the new school year. Let us approach each day with a sense of curiosity and wonder, eager to learn and grow from the world around us. And let us never forget the joy and freedom that summer vacation brings, reminding us of the endless opportunities that await us each and every day.

So here's to summer vacation – may it be filled with laughter, adventure, and unforgettable memories that will last a lifetime.

Summer parenting can be both rewarding and challenging, as it often involves balancing work, childcare, and making the most of the season's opportunities for fun and relaxation.

Here are some vital suggestions for navigating summer parenting:

- **Create a Schedule:** While summer is a time for relaxation, having a schedule can help maintain consistency and structure for both you and your children. Include time for activities, chores, meals, and downtime.
- **Plan Engaging Activities:** Keep your children active and engaged with a variety of activities such as outdoor sports, yoga, exercise, arts and crafts, nature walks, swimming, and visits to local parks or museums.
- **Encourage Independence:** Use the summer as an opportunity for your children to develop independence and responsibility. Allow them to make choices, take on age-appropriate tasks, and solve problems on their own.
- **Limit Screen Time:** While it's tempting to let children spend hours on electronic devices, set limits on screen time and encourage other forms of entertainment and learning, such as reading, imaginative play, and outdoor exploration.
- **Maintain Learning:** Incorporating learning activities into your child's routine. This can include reading a book, writing practice in the languages, taking dictation, reading dictionary for new words, practicing math skills etc.
- **Model Self-Care:** Show your children the importance of self-care by prioritizing your own well-being. Make time for relaxation, exercise, meditation, hobbies, and spending quality time with family and friends.
- **Communicate Openly:** Keep the lines of communication open with your children, and encourage them to express their feelings, concerns, and ideas. Listen actively, validate their emotions, and work together to find solutions to any challenges that arise.

Smart tips for Homework Assignments:


- Originality of the work will be appreciated.
- Schedule your time for activities so that there is no piling up for the last moment.
- Read the instructions for each subject carefully.
- Holiday Homework is a part of subject enrichment and will be assessed as per the given parameters.
- A beautiful handwriting makes a good impression. Submit your work neatly.
- Parents are requested to only guide their children while doing their assignments.
- Please maintain the quality of work done.
- Present your assignments creatively

Rubrics to assess Holiday Assignments:

Content	Presentation	Relevance	Creativity	Originality	On-time Submission
---------	--------------	-----------	------------	-------------	--------------------

Let us all feel the summer vibes with a poem written by 'Christina Rossetti' ...

SUMMER EMBRACE



In the golden glow of a sun-kissed day,
Summer arrives in its splendid display.
School doors close, and children cheer,
As vacation whispers, "The time is here!"

No more pencils, no more books,
Just endless days with curious looks.
From sandy shores to mountain peaks,
Adventure awaits, with no time to be meek.

Underneath a cerulean sky so vast,
Memories are made, moments that last.
Splashing in rivers, climbing trees,
Chasing fireflies in the evening breeze.

Ice cream cones and lemonade stands,
Footprints left in soft, warm sands.
Picnics in parks, laughter in the air,
Summer vacation, beyond compare.

From dawn till dusk, and into the night,
The world is ours, an endless delight.
With friends by our side, and dreams in our heart,
Summer's embrace, never to depart.

So, let's dance in the sun, and sing with glee,
For summer vacation sets us free.
In this season of joy, let's make our stand,
Embracing the magic of sun-kissed land.



Happy
holidays

Wishing all of you a very joyful, safe and fun packed summer break.
Happy Holidays!

Best Regards
Ms. Neelu Sharma
Principal



"Be the change you wish to see in the world."

— Mahatma Gandhi

Practical work plays a crucial role in education by promoting deeper understanding, practical skills development, holistic development, and engagement across all subjects. Practical work provides a hands-on approach that allows students to understand theoretical concepts better. It enables students to apply what they have learned in the classroom to real-life situations.

The below mentioned projects are designed to align with the CBSE curriculum framework and guidelines. aiming to provide students with meaningful learning experiences, fostering critical thinking skills, encouraging creativity, and facilitating the application of knowledge in real-world contexts.

Please note: The practical work/projects will be assessed under Internal Assessment as per the specific parameters outlined by the CBSE across different subjects.

ENGLISH

I. LESSON INTEGRATED PROJECT

Topic - Triumph Over Fear: Exploring Courage

Integrated Chapter - Two Stories About Flying (First Flight)

Objective - To investigate the meaning of courage and its manifestation in overcoming fear through research, analysis, creative expression and artistic representation. Here's a project outline:



Task 1: Cover page

Create a cover page giving relevant details of your project, a quote and a basic introduction of the theme.

Task 2: Research and Exploration

Students have to research any literary work (books, drama, plays, etc.) that illustrates the theme of courage overcoming fear and present a book review. They can select examples from classic literature or contemporary works and analyse how courage is depicted in the face of fear.

Task 3: Personal Reflection and Analysis

Students will reflect on moments in their own lives when they experienced fear but acted with courage. They should write their stories highlighting the challenges they faced and how they triumphed over fear.

Task 4: Creative Expression

Students will compose a poem that explores the theme of courage and fear. They can use any five poetic devices to convey the idea that courage is not the absence of fear but the triumph over it.

Task 5: Artistic Representation

Students need to research on modern-day heroes who have demonstrated courage in challenging circumstances. They have to create artwork that visually represents the theme of triumph over fear. They can use various mediums such as drawing, painting, collage, or digital art to convey their interpretation of courage.

Note:

1. Make a file of your choice with A4 size sheets only.
2. Sheets can be colourful or plain.
3. Presentation should be neat.
4. Project must showcase your creativity.
5. Plagiarism of any kind will not be accepted.

Suggested Reading:

1. "Anne Frank: The Diary of a Young Girl" by Anne Frank
[PDF Version](#)
2. "Long Walk to Freedom" by Nelson Mandela
[PDF Version](#)
3. "The Test of My Life: From Cricket to Cancer and Back" by Yuvraj Singh
[PDF Version](#)
4. "The Story of My Experiments with Truth" by Mahatma Gandhi
[PDF Version](#)
5. "Train to Pakistan" by Khushwant Singh
[PDF Version](#)
6. Freedom in Exile: The Autobiography of Dalai Lama
[PDF Version](#)
7. "Life of Pi" by Yann Martel
[PDF Version](#)

II. STATE PAIRING: ART INTEGRATED PROJECT

Topic - Creating a Travelogue on Haryana and Manipur

Objective - To research and document the unique cultural and geographical features of Haryana and Manipur through the creation of a travelogue using Canva or PPT. Here's a project outline:

Task 1: The class will be divided into groups, assigning each group either Haryana or Manipur as their focus.

Task 2: The groups will be instructed to conduct research on various aspects of their assigned state. Students may use a variety of sources, including books, articles, websites, and videos.

The various aspects include:

- Geography: Landforms, climate, rivers, and natural attractions.
- Culture: Traditions, festivals, cuisine, attire, and languages spoken.
- History: Significant events, historical landmarks, and heritage sites.
- Tourism: Popular tourist destinations, accommodations, transportation options, and activities.

Task 3: They can use presentation software to design their travelogue, incorporating text, images, maps, and graphics.

Task 4: Students will share the PPT or Canva link via mail to payal@imperialheritageschool.com

III. COVER PAGE: ENGLISH PORTFOLIO

Make an artistic cover page for your English Portfolio.

IV. WORDS & EXPRESSIONS WORKBOOK – II

Complete all the exercises - Unit 1 to 4 in the Words and Expressions Workbook – II prescribed in the CBSE curriculum.

HINDI

1. मीरा के चित्र सहित उनकी भक्ति से संबंधित एक लघु कथा लिखिए।
2. आपके विद्यालय में विज्ञान प्रदर्शनी का आयोजन किया जा रहा है, उसके लिए (A4 साइज़ शीट पर) एक सूचना लिखिए।
3. कबीर के नीतिपरक दोहों को (A4 साइज़ शीट पर) लिखकर उनकी विशेषताएँ लिखिए।
4. रोजाना हिंदी समाचार - पत्र पढ़ें।
5. प्रेमचंद द्वारा रचित उपन्यास गोदान पढ़कर आपको कैसा लगा? अपने विचार लिखिए।



6. रचना रजिस्टर एवं कॉपियाँ बनाने वाली कंपनी के लिए एक सुंदर और आकर्षक विज्ञापन तैयार कीजिए।

MATHS

General Guidelines for Students:

1. Your project needs to have a cover page, introduction, content and conclusion.
2. Clearly mention both the parts/ sections of your summer holiday homework neatly.
3. Do proper online survey, wherever required.

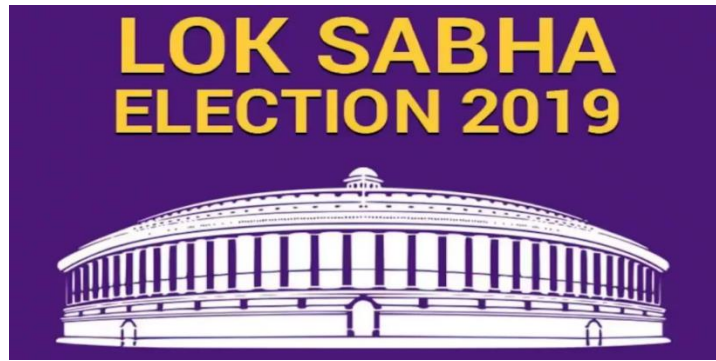
(PART A)

Research Work :

- a) Write the biography of EUCLID and explain his contributions in the field of number system.



- b) Research about main four political parties of Haryana and Manipur and how much votes the parties get in last Lok Sabha election in 2019. Draw the findings on a double bar graph for the two parties.



- c) Design a cover page for your Math Portfolio.

(PART B)

Write the following Math activities in your Practical file.

1. To find the sum of first n natural numbers.
2. To factorize a quadratic equation $ax^2 + bx + c = 0$, where a, b, c all are positive.
3. To verify Basic Proportionality Theorem experimentally.
4. To find the area of circle experimentally.

(PART C)

1. Prepare a mind map of the topic as per given roll nos.

Roll no. – 1 to 12 – Polynomials

Roll no. – 13 to 25 – Linear Equation in two variables

Where to do : In A4 size sheet

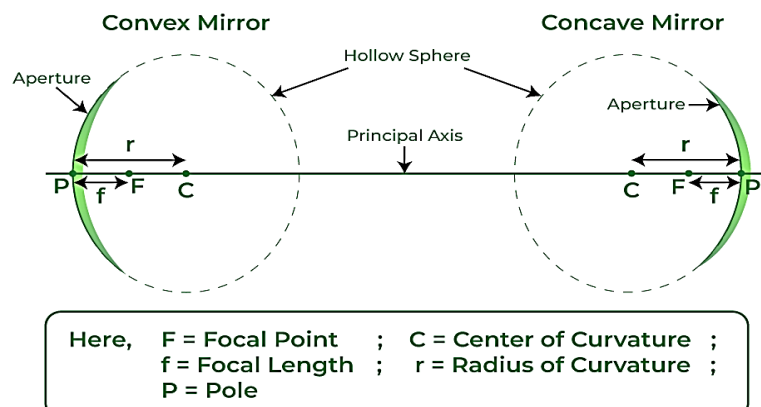
2. NCERT : Do all examples of Ch 1, 2, 3, 4 & 13

3. NCERT Exemplar : Do 5 questions daily from NCERT exemplar on above topics.

Where to do: In practice notebook

PHYSICS

1. Draw a well labelled diagram of human eye on an A3 size sheet.
2. The spherical mirror forms different types of images when the object is placed at different locations. When the image is formed on screen, the image is real and when the image does not form on screen, the image is virtual. When the two reflected rays meet actually, the image is real and when they appear to meet, the image is virtual. Considering the following sign conventions:



Explain Reflection and refraction of light by spherical mirrors and lenses (all cases) in Physics notebook. Also write uses of these lenses and mirrors in our daily life.

3. Design an attractive portfolio cover page on an A4 size sheet for Science Portfolio.



CHEMISTRY

Medicines play a crucial role in the maintenance and enhancement of human health worldwide. They serve as indispensable tools in the prevention, treatment, and management of diseases and health conditions. Through their therapeutic effects, medicines alleviate symptoms, cure infections, and manage chronic illnesses, enabling individuals to lead healthier and more productive lives.

1. Prepare a Project report on the topic: "Understanding Medicines: Composition, Use, and Solubility" at least for 5 medicines.

Note: • Make a file of your choice with A4 size sheets only.



- The project should include the following: -
Cover Page , Acknowledgment, index, introduction, composition of medicine, uses, solubility, side effects, Bibliography (all the sources of information from where you gathered the information).
 - Use illustrative pictures (printout or drawing) and data wherever necessary to make the project informative.
2. Draw a well labelled diagram to show Chlor-alkali process (on A4 size sheet).
 3. Revise chapter 1 and 2.

BIOLOGY

ACTIVITY 1

This activity is based on Chapter Management of Natural Resources. This activity will be incorporated in the portfolio and marked as per the directives received from CBSE. In this activity, we wish you to make a detailed report on the topics as per the roll numbers mentioned below on A4 sheets:

Forests and Wildlife (Even Roll numbers)

Topics to be covered:

- Forestry in India, Significance of Forests, Stakeholders of Forests, Deforestation and conservation of Forests.
- Importance of Wildlife, Threats to Wildlife, Endangered species, Conservation of Wildlife.
- People's Participation in Conservation and Management of Forests.



Water for all and Water Harvesting (Odd Roll numbers)

Topics to be covered:

- Water Resources, Deterioration of Water Resources, Water Pollution, Management and conservation of Water Resources, Dams.
- Need of Water Harvesting, Rainwater Harvesting, Watershed Management, Benefits of Underground Water.
- People's Participation in Conservation and Management of Water



Note:

- Make a file of your choice with A4 size sheets only (sheets can be colourful or plain).
- Use illustrative pictures (printout or drawing) and data where ever necessary to make the project informative.
- Apart from the above-mentioned content, project should include the following:
 - Cover page
 - Acknowledgments (Thanksgiving to those who helped you in understanding the concept of the project).
 - Bibliography (all the sources of information where you gathered the information from; examples: books, internet links etc.)

ACTIVITY 2

Make well labelled diagrams of the following on A4 size sheets (use NCERT for the reference):

- Human Elementary Canal
- Human Respiratory System
- Human Heart
- Schematic representation of transport and exchange of oxygen and carbon dioxide
- Human Excretory system
- Structure of Nephron

SOCIAL SCIENCE



Every student must undertake one project on the given topic.


- Consumer Awareness **OR** Social Issues **OR** Sustainable Development
 1. Choose a Title/Topic
 2. Need of the Study, Objective of the Study
 3. Hypothesis
 4. Content -Timeline, Maps, Mind maps, Pictures, etc. (Organization of Material/Data Present Material/Data)
 5. Analyzing the Material/Data for Conclusion
 6. Draw the Relevant Conclusion
 7. Bibliography

The distribution of marks over different rubrics relating to Project Work is as follows: **Total Marks: 20**

S.no	Aspects	Marks
a	Content accuracy, originality, and collaborative skills	7
b	Competencies exhibited and Presentation	7
c	Viva	6

SANSKRIT

(1) वेदों के महत्व को दर्शाते हुए संस्कृत भाषा में एक विज्ञापन A4 साइज शीट पर तैयार कीजिए।



(2) कोई भी नैतिक मूल्यों से प्रेरित संस्कृत कथा चित्र सहित A4 साइज शीट पर दर्शाए।

(3) संस्कृत में इंटरनेट के लाभ और हानियों को संवाद के माध्यम से A4 साइज शीट पर लिखिए।

FRENCH

GUIDELINES FOR THE PROJECT-

- Project to be done on A-4 size sheet
- Project should be handwritten.
- On the Cover page student Performa to be given- Name, Class, Roll no., Name of the school and topic.



Topic: Le système éducatif en France et en Inde.

- Ecrivez un petit article sur le système éducatif en France et en Inde et préparez une affiche.

Écrivez le reportage sur le festival de Cannes 2019 le meilleur prix du film, acteurs et actrices etc. avec les images dans A4 sheet.

Q1. Remplissez avec un pronom relatif composé (N'oubliez pas d'ajouter la préposition)

- La chaise _____ je m'assieds, fait beaucoup de bruits.
- Elle m'a donné un rendez-vous dans le café _____ se trouve la gare.
- J'ai perdu l'agenda _____ j'avais inscrit ton numéro de téléphone.
- Le village _____ nous sommes passés était très bon.
- Voici la raison _____ je ne suis pas d'accord.

- f) La femme _____ j'achète les fruits est belle.
 g) Nathalie est ma cousine _____ je vais à la plage.
 h) Voilà un parc _____ il y a mon appartement.
 i) Sophie est une belle amie _____ je ne vais nulle part.
 j) C'est une belle idée _____ tu as pensé.

Q2. Remplacez les noms soulignés avec des pronoms personnels convenables

- a) La femme a mis les fleurs dans le vase?
 b) Ne vas pas à l'hôtel mais va au restaurant!
 c) Vous prenez quatre stylos pour votre sœur.
 d) Cette fille est venue avec ses parents à la boum.
 e) Ils iront au Japon demain avec ses amis.
 f) Nous allons à la plage.
 g) Il a rangé les cartes postales sur la table.
 h) Je passerai le week-end avec mon ami.
 i) Nous allons écrire des lettres aux parents.
 j) Elle a acheté les stylos à la papeterie.

Q3. Vous avez lu récemment un roman Intéressant. Écrivez une lettre à votre ami(e) en racontant l'histoire. (80 mots).

ARTIFICIAL INTELLIGENCE

1. Project Work:

Create a Chatbot or a Tic-Tac-Toe game using Python and send the recording of the working model on MS Teams along with the code.




2. Start making your AI Practical File for Term-1. The practical file should contain min 10 practical questions and max 15 questions.

Cover page: AI Practical File

Make an artistic cover page for your AI Practical File. Refer to this sample :

***Please note:** The cover page should include your **Name** and **Class**. Also it should fit on your Practical File.



3. Daily practice 5 programs of Python and maintain a word doc for the same and to be uploaded on MS Teams.

Guidelines:

- For details refer to the PDF document attached on MS Teams.
- Projects to be submitted on MS Teams.

Assessment Rubrics:

For Project Work

- Proper working of the game
- Explanation of the video
- Concept Clarity

For AI Practical File:

- Neatness
- Cover Page design
- Variety of Programs