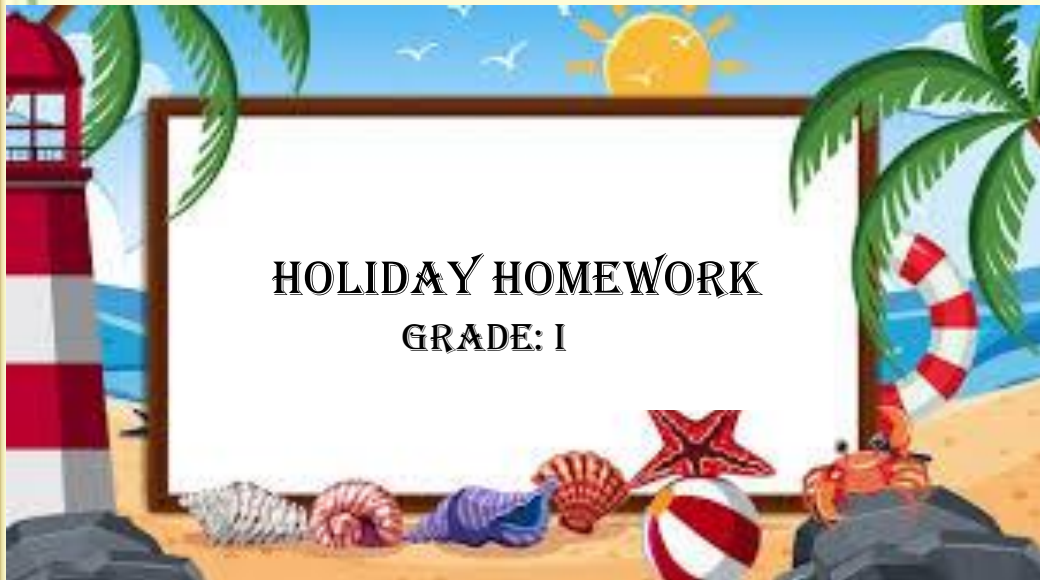




INSPIRE • INNOVATE • SUCCEED

IMPERIAL HERITAGE SCHOOL
SECTOR-102, GURUGRAM



HOLIDAY HOMEWORK
GRADE: I



Dear Parents,

Summer Vacation is a time for the children to enjoy and relax. These days are precious and can be made most from if judiciously used. We should always remind ourselves that children will not remember us for the gifts we shower upon them but will always cherish the time we spent with them. It's time to nurture young minds, inculcate moral values, and narrate family anecdotes to keep them in touch with their roots.

A few tips to make the vacation a fruitful time for your child.

- ❖ Encourage your child to take up yoga or any other form of healthy activity during the vacation. Involve children in household chores.
- ❖ Create a summer diary- Encourage your child to keep a summer diary, paste photographs of special days, and write about them.
- ❖ Enjoy walking with them in parks and appreciate nature.

Make two practice notebooks- one for English and Hindi writing and the other for Math sums.

Practice both daily and bring them to school along with your Holiday Homework.

- ❖ Present your work in an attractive folder with your name and class written at the top.
- ❖ We are not expecting a work of art completed by parents, just help your ward and encourage him/her to do the task themselves.
- ❖ All the work should be hand-written.
- ❖ Original drawings/illustrations and creative use of material will be appreciated.
- ❖ Original work by the child shall be acknowledged.
- ❖ The school will re-open on 1st July.
- ❖ Submit your H.W. on 5th July

The work will be evaluated for all the subjects on the following parameters.

- ❖ Idea and content
- ❖ Presentation
- ❖ Ability to answer the questions
- ❖ Innovativeness
- ❖ Creativity


The theme for the Holiday Homework is **LITTLE TOURISTS OF INDIA**

Be safe, stay hydrated, and enjoy the holidays.

Best Regards,

Ms. Neelu Sharma
Principal

LITTLE TOURISTS OF INDIA



India is one of the most preferred tourist destinations in Asia because of its beautiful landscape, rich cultural heritage, myriad attractions and valuable ancient history. has a mosaic of enchanting hill stations, magnificent architecture and monuments, picturesque beaches, and enchanting backwater. India has always been famous for its hospitality services. Our guests are considered as God and the tourists feel quite safe in India.

ENGLISH

ACTIVITY 1:

Monuments are filled with history. Visit a historical monument this summer and become a tourist guide.



Instructions:

- Decide which historical monument you would like to visit with your parents.
- Find out some simple but interesting facts about it.
- Make a two minute video of you describing the place.
- Add another two minutes video showcasing as you explore the monument and its surroundings.
- Introduce yourself and the monument at the beginning of the recording.
- Don't forget to dress up as a tourist guide.
- Upload the video on MS Teams for your teacher to view.

Some of the words that you can use:



ACTIVITY 3:

Art Attack!

The diversity of India's cultures ensures a wide and complex range of tales, which help to maintain traditional language and customs from different regions, religious and social groups, and tribes.

Summer holidays are about having fun and spending time with uncles and aunts and grandmothers and grandfathers. As you spend time with them during your summer holidays, listen to a local folktale and prepare the same for story narration in school.

You will also have to make finger puppets to narrate the same.

The folk tale and the puppets should represent Indian culture and heritage.

Material required making finger puppets -

- ice-cream sticks
- cuts-outs of characters (can be handmade or printed)
- fevicol



Suggested Reading List

Read as many books as you want given in the list which is shared with you.

- Charlotte's Web
- Aesop's Fables
- Panchatantra
- The Little House
- Noddy - Read aloud books
- Great Stories for Children- Ruskin Bond
- Grandma's Bag of Stories- Sudha Murthy

MATH

Activity 1:

Costumes of India

Fun with 2D Shapes- you have learnt about different 2D shapes in Kindergarten. Now use that knowledge to create some rich costumes showcasing Indian heritage.

Materials required:

- A3 sheet
- Origami sheets
- Glue
- Decorative items



Instructions:

- Take an A3 sheet and make neat borders.
- Cut out different 2D shapes using the origami sheets.
- Draw the face of a man or woman and then place the geometric pieces so that they form the costume.
- Complete the drawing.
- Make 5 different Indian outfits like this.
- You can use the picture given as a reference.

Activity 2:

Code Explorers

The Pin Code represents a system that divides the country into different regions, so for better communication codes are given to different cities.

Find the PIN Code of any city in Punjab, Haryana, Delhi, West Bengal and Goa



Instructions:

- Choose any city in the above mentioned states and write it as shown below.
- Write the sum of any three PIN codes.
- Find the difference between the greatest and smallest Pin Code.
- Write those pin codes in ascending and descending order.
- Present the above data in a tabular form.
- Do this on an A4 sheet and decorate it with colours. Learn the PIN code of your city.

For reference follow this tabular form:

State/City	Punjab (city name)	Haryana (city name)	Gujarat (city name)	West Bengal (city name)	Goa (city name)
Pin code					

Activity 3:

Summer Tide



"Summer is the hottest season having longest days and shortest nights. It is quite the longest season than other seasons of the year."

Whichever place we visit in the summers, it is always a good idea to eat ice-creams. Let's explore the numbers given below on ice-cream cones in this scorching heat by writing number names, tens and ones in short and expanded form. Look at the picture given to make ice-cream cones.

- 23
- 45
- 37
- 12

Make 2 ice-cream cones on 1 sheet.

Material required:

- 2 A4 sheets
- Glue

EVS

Activity 1:

INDIA- OUR PRIDE

Recite and learn the poem : **OUR NATIONAL SYMBOLS** for an Intra Class Competition on 9th July, 2024.

Our National Symbols to us are very dear
They bring us health, prosperity and cheer.
The **Tiger** is the king of the forest
The **Lotus** flower blooms best.
Let other flowers rest.
The **Mango** is the king of fruits
The **Banyan** reminds us of our roots.
Hockey fills the Nation's souls
As we strive towards higher goals.
See the **Peacock's** beautiful monsoon dance
To be born Indian, is a wonderful chance.

Activity 2:

MASKS- REFLECTION OF CULTURE AND RELIGION

Masks form an important aspect of many of the folk dances, folk theatre; traditional pageants, ceremonies, rituals, festivals and fairs. So, let's do a fun activity to know more about this.

Choose any one state and make a mask, which people use for dance, theatre, ritual etc.

Instructions:

- You can make a 2D or 3D mask.
- You can use any material (paper machie, cardboard, chartpaper, any recycled material, etc)
- Make the details to showcase the rich Indian heritage and culture.

Be ready for a MASK PARADE when we return to school.



Activity 3:

MONTAGE

Rivers are the backbone of human civilization! They provide us with fresh water which is helpful for various purposes such as drinking, cleaning, washing, etc. Without rivers, life will come to a halt.

Seven major rivers (Indus, Brahmaputra, Narmada, Tapi, Godavari, Krishna and Mahanadi), along with their numerous tributaries make up the river system of India. Most of the rivers pour their waters into the Bay of Bengal. Some of the rivers whose courses take them through the western part of the country and towards the east of the state of Himachal Pradesh empty into the Arabian Sea. Parts of Ladakh, northern parts of the Aravalli range and the arid parts of the Thar Desert have inland drainage. All major rivers of India originate from one of the three main watersheds.

Instructions:

- Take an A3 sheet and make an interesting border.
- Now take white A4 sheets and cut out seven rivers using creative meanders (show the rivers flowing).
- Colour the rivers different shades of blue and paste them on the A3 sheet.
- You can add mountains and trees to beautify your presentation.
- For each river write:
 - The beginning and end
 - The different states that the river flows through

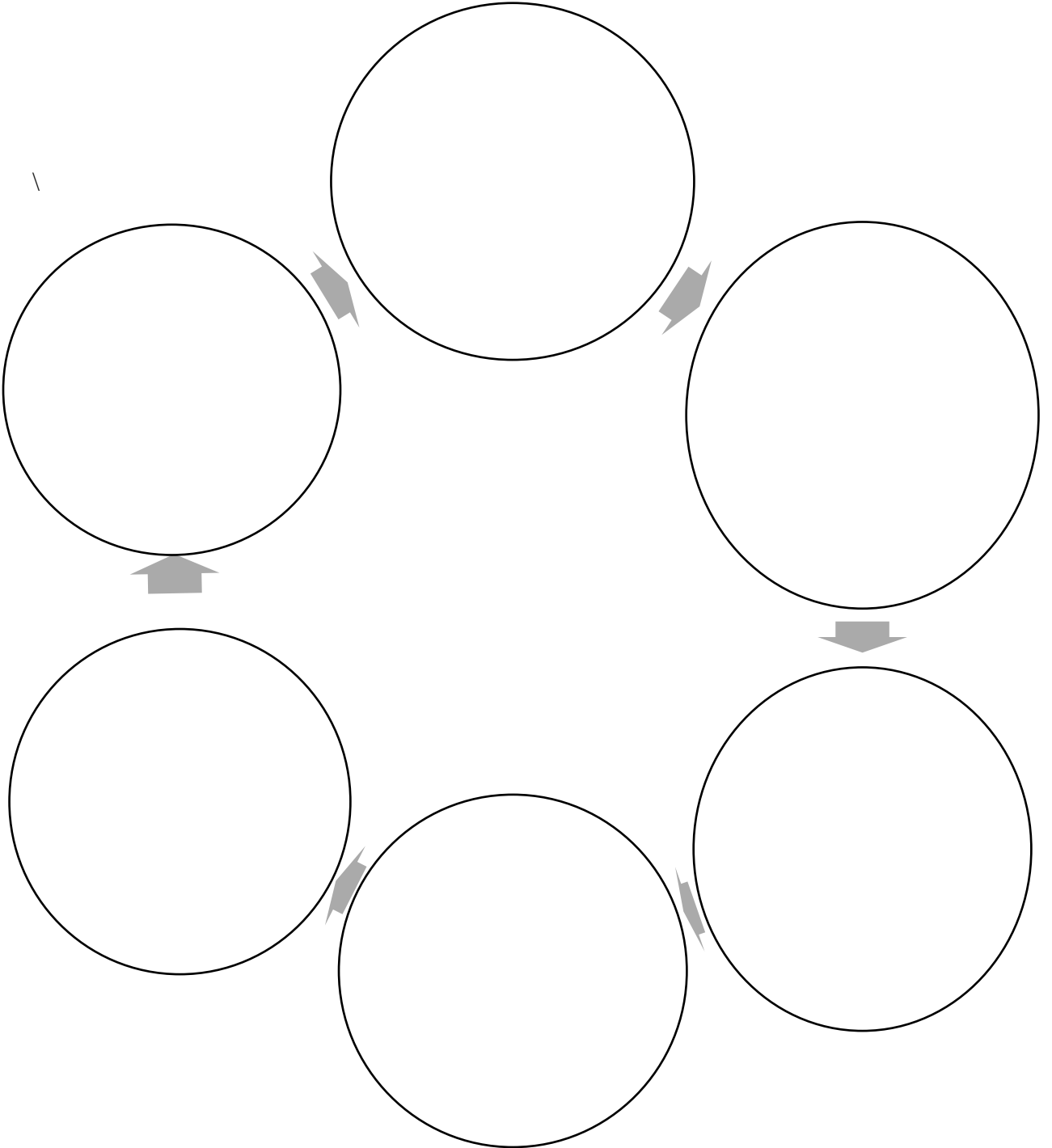
Materials:

- A3 sheet
- 2 A4 sheets
- Paints
- Glue
- Sponge



Hindi

1. राज्य विषय पर अपना परिचय देते हुए कक्षा में सुनाने के लिये कोई दो कवितायें कंठस्थ (याद) करे।
परिचय – मेरा नाम है। मैं पहली कक्षा में पढ़ता हूँ / पढ़ती हूँ। आज मैं आपके समक्ष एक कविता का गायन करने जा रही हूँ / जा रहा हूँ। मेरी कविता का शीर्षक है।
2. बिना मात्रा वाले शब्दों (दो, तीन, चार वर्णों के मेल से बने) 7-7 शब्दों की अलग -अलग अंताक्षरी बनाये।
जैसे जग - गज - जल - आदद | नमक - कसरत - तरल आदद।



ICT

Cut the pictures various parts of a computer from newspaper or magazines, paste them on an A4 sheet and write the name of each part.

